

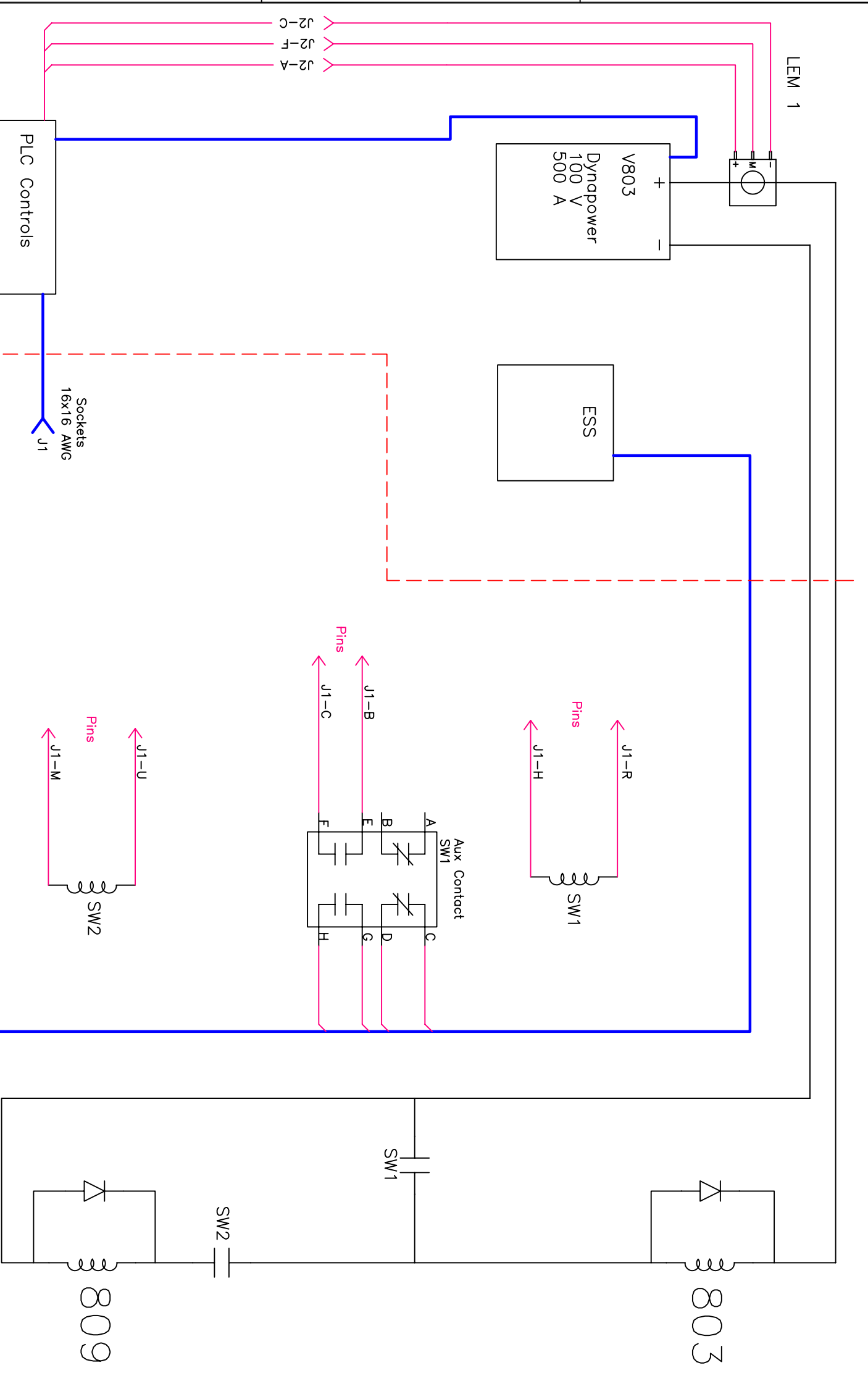
REV.	DESCRIPTION	DRAWN	DATE

4

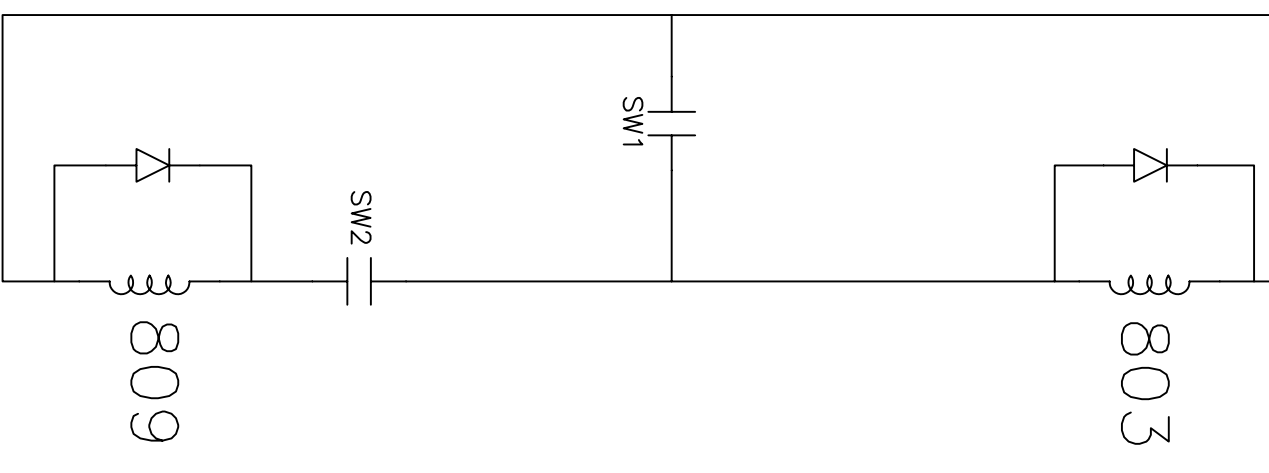
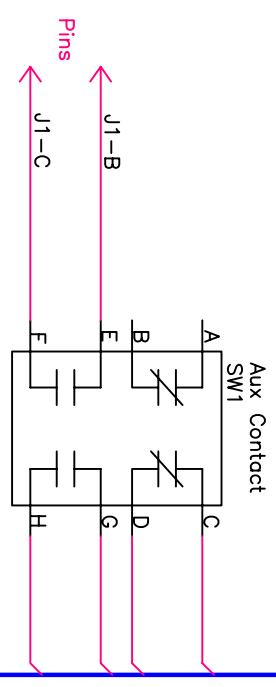
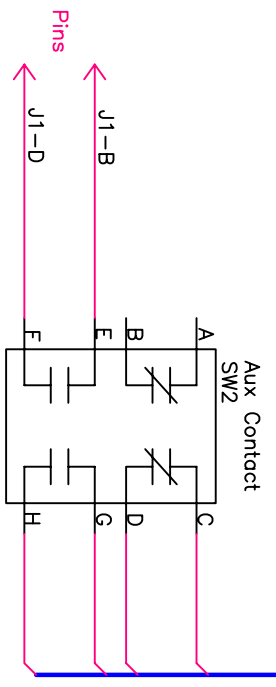
3

2

1



J1=GOB16-19 PNE  
J2=GOB12-88 SNE



REV. NO.	PART NO.	DESCRIPTION OR SIZE	QTY.	REV.

UNLESS OTHERWISE SPECIFIED  
FRACTIONS DECIMALS ANGLES DRAWN CHECKED APPROVED USED ON MATERIAL

1. BREAK ALL SHARP EDGES  
2. DO NOT SCALE DRAWING.  
3. DIMENSIONING IN ACCORD WITH ANSI Y14.5 STD'S.

✓ MAX. ALL UNFINISHED SURFACE

PRINTED CIRCUIT BOARD	
TITLE	DWG NO.
SCHEMATIC	
ARTWORK	
MASTER DWG	
ASSEMBLY DWG	
OUTLINE DWG	
SOLDER MASK	
SILKSCREEN	
PARTS LIST	

Autocad RELEASE 12

FERMI NATIONAL ACCELERATOR LABORATORY  
UNITED STATES DEPARTMENT OF ENERGY

SCALE	FLUID	DRAWING NUMBER	REV.

-ED-

4

3

2

1

A B C D

A B C D